



# ACE Reports

REV-603 Trade Refund Report & REV-613 ACH

Rejected Refunds Report

*April 2026*



U.S. Customs and  
Border Protection





## INTRODUCTION

The ACE Reports application, accessed within the ACE Portal, offers tools for managing revenue-related activities. Standard refund reports are located in the Revenue folder, and are available to brokers and importers.

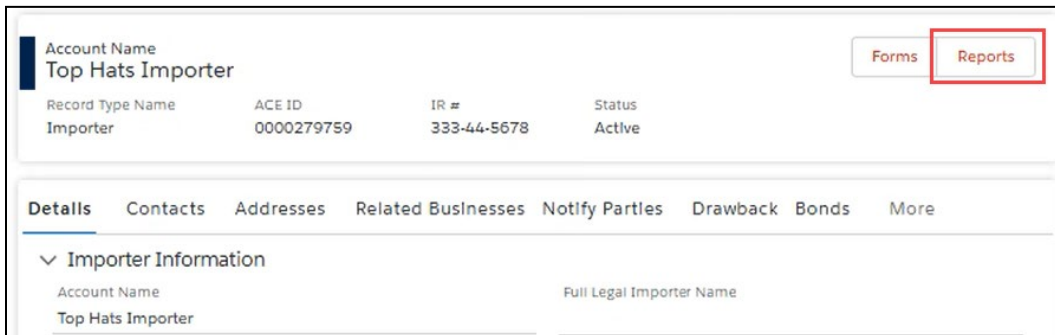
- **REV-603 Trade Refund Report:**  
This report is used for tracking and managing your refund history, including the status of each refund.
- **REV-613 ACH Rejected Refunds Report:**  
This report displays refunds that have been rejected due to ACH issues.

Both reports are located in the same folder within the ACE Reports application.

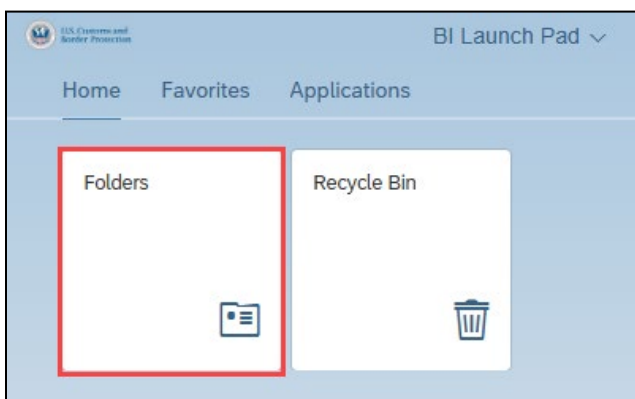
For additional information about how to run a report and other applicable topics, reference the **ACE Reports** section of the [ACE Training and Reference Guides](#) page.

### LOCATE THE REV-603 TRADE REFUND REPORT AND REV-613 ACH REJECTED REFUNDS REPORT

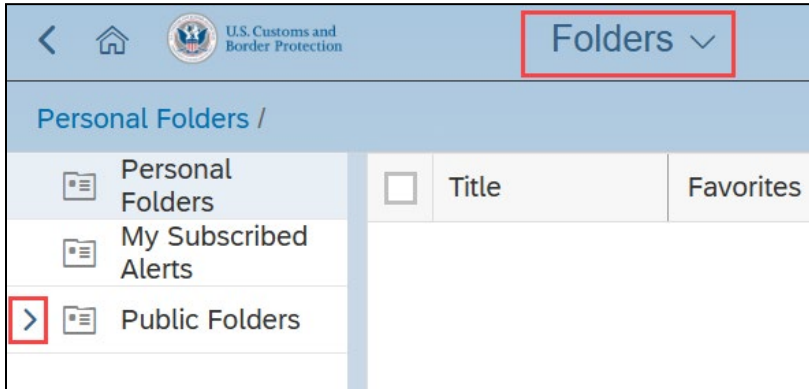
1. In the importer or broker account, select the **Reports** button.



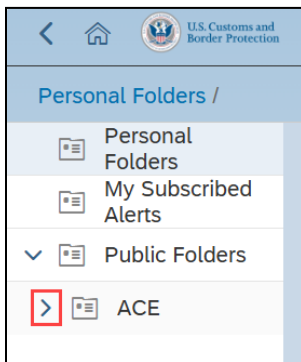
2. On the **ACE Reports** home page, select the **Folders** tile.



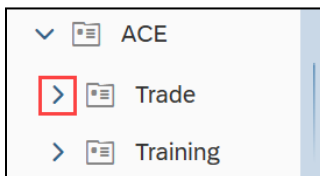
3. In the **Folders** pane, select the expand arrow > icon to the left of the **Public Folders** folder.



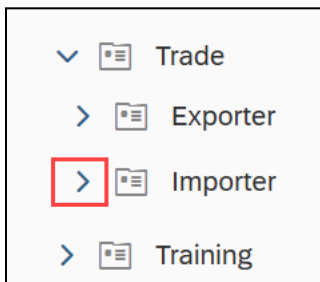
4. Select the expand arrow > icon to the left of the **ACE** folder.



5. Select the expand arrow > icon to the left of the **Trade** folder.

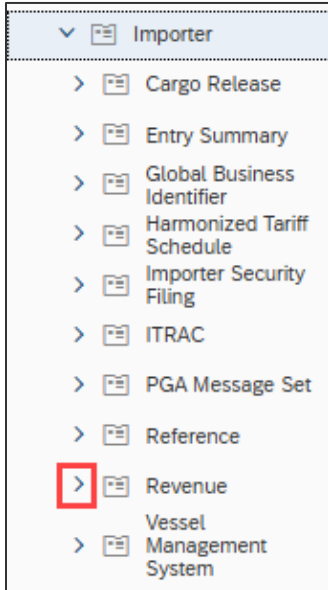


6. Select the expand arrow > icon to the left of the **Importer** or **Broker** folder.

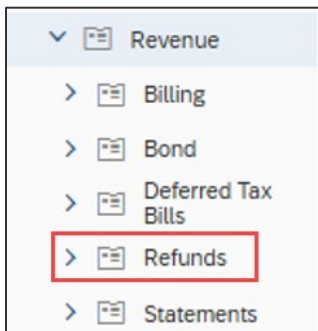




7. Select the expand arrow > icon to the left of the **Revenue** folder.



8. Select the name of the **Refunds** folder.



The **REV-603 Trade Refund Report** and **REV-613 ACH Rejected Refunds** reports display to the right.

